


AMC2008

Asian Magnetism Conference 2008

December 10-13, 2008, Paradise Hotel, Busan, Korea



Hosted by

The Korean Magnetism Society

Sponsored by

Korea Research Foundation

Korea Science and Engineering Foundation

Korean Federation of Science and Technology Societies

The Korean Magnetism Society

DR04

Synthesis and Size Dependent Properties of Magnesium Ferrites

Sung Wook Hyun¹, Hyung Joon Kim², Chu Sik Park³, Kyoung-Soo Kang³, and Chul Sung Kim^{1*}¹Department of Physics, Kookmin University, Seoul 136-702, Korea²Nanomaterial National Core Research Center, Yonsei University, Seoul 120-749, Korea³Hydrogen Energy R&D Center, Korea Institute of Energy Research, Daejeon 305-343, Korea

*Corresponding author: Chul Sung Kim, e-mail: cskim@phys.kookmin.ac.kr

MgFe₂O₄ materials have been studied by many researchers due to its technical applications [1, 2]. MgFe₂O₄ samples are prepared by solid state reaction, sol-gel, and high temperature thermal decomposition methods (HTTD) [2-4]. The samples (a) annealed at 1100 °C prepared by solid state reaction, (b) annealed at 800 °C prepared by sol-gel method under Ar atmosphere and (c) prepared by HTTD method have the inverse cubic spinel structure ((Fe)_A[MgFe]_BO₄) with space group of *Fd3m*. The saturation magnetization (*M_s*) and coercivity (*H_c*) at room temperature are found to be 53.3, 44.2 and 53.9 emu/g and 94.1, 81.6 and 22.3 Oe, respectively. Mössbauer spectra of all samples have been obtained at room temperature and the sample prepared by HTTD method was measured at various temperatures ranging from 4.2 to 300 K. The isomer shifts at room temperature for the A and B sites of all samples are found to be 0.22-0.44 and 0.17-0.19 mm/s relative to the Fe metal, respectively, which are consistent with the Fe²⁺ valence state. Mössbauer spectrum of the sample prepared by HTTD method shows superparamagnetic behavior at room temperature and Mössbauer spectra of the other samples show ferrimagnetic state of 6-line shapes having the hyperfine field (*H_h*) values of 432-451 kOe for the A sites and 466-483 kOe for the B sites. The linewidth and the hyperfine field of Mössbauer spectra is broadened and reduced, respectively, which is reduced the particle sizes.

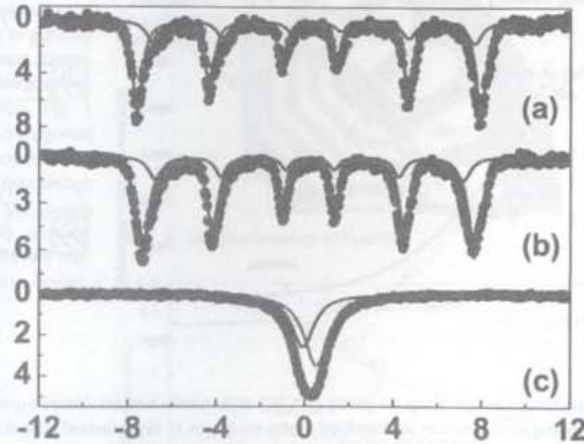


Fig. 1. Mössbauer spectra of samples by (a) solid state reaction, (b) sol-gel and (c) HTTD at room temperature.

REFERENCES

- [1] Taeghwan Hyeon, Chem. Commun. 8, 927 (2003).
- [2] S. C. Bhargava, Phys. Rev. B. 58, 3240 (1998).
- [3] Seung-Iel Park *et al.*, J. of Magnetism 12, 137 (2007).
- [4] Shouheng Sun *et al.*, J. Am. Chem. Soc. 126, 273 (2004).

DR05

Low Loss Ba₃Co₂Fe₂₄O₄₁ Ferrite through Added of Al₂O₃Jun Sig Kum^{1*}, Won-Ki Ahn¹, Sang-Hoon Park¹, Jeong-Keun Ji¹, Ki-Ho Kim¹, Chul Sung Kim², and Won-Mo Seong¹¹E.M.W. Antenna Co., Ltd., 459-24 Kasna-dong, Kumchon-gu, Seoul, South Korea²Department of Physics, Kookmin University, 861-1, Chungnung-dong, Sungbuk-gu, Seoul, South Korea

*Corresponding author: Jun Sig Kum, e-mail: jskum@emwantenna.com

In order to realize the ferrite antenna application, low magnetic loss tangent ($\tan \delta_{\mu} = \mu''/\mu' < 0.02$, μ' : real permeability, μ'' : imaginary permeability) and moderately enhanced permeability ($\mu' > 2$) for operation in the antenna [1]. The magneto dielectric properties of Ba₃Co₂Fe₂₄O₄₁ (Co₂Z) ferrite are introduced with a emphasis $\tan \delta_{\mu}$ and μ' as a function of Al₂O₃ addition. Co₂Z ferrite have been studied with X-ray diffraction, vibrating sample magnetometer, RF impedance/materials analyzer (10 MHz~1 GHz). Co₂Z ferrite was fabricated by co-precipitation method [2]. Percipitation powder was calcined 1000 °C for 6 h in air. The calcined powder was mixed with different amounts of Al₂O₃ with weight percent (1~10 %) then sintered at 1250 °C for 6 h in air. As the Al₂O₃ addition is increased, μ' and $\tan \delta_{\mu}$ decreased, as shown in Fig. 1. With increasing Al₂O₃ added from 0 % to 10 %, the μ' decreased from 7.54 to 2.18 and the $\tan \delta_{\mu}$ decreased from 0.04 to 0.02 at 200 MHz, respectively. With increasing Al₂O₃ added, the ϵ' decreased, the dielectric loss tangent ($\tan \delta_{\epsilon} = \epsilon''/\epsilon'$, ϵ' : real permittivity, ϵ'' : imaginary permittivity) is not change fairly. Therefore, Co₂Z ferrite by added Al₂O₃ is a good candidate ferrite for antenna material.

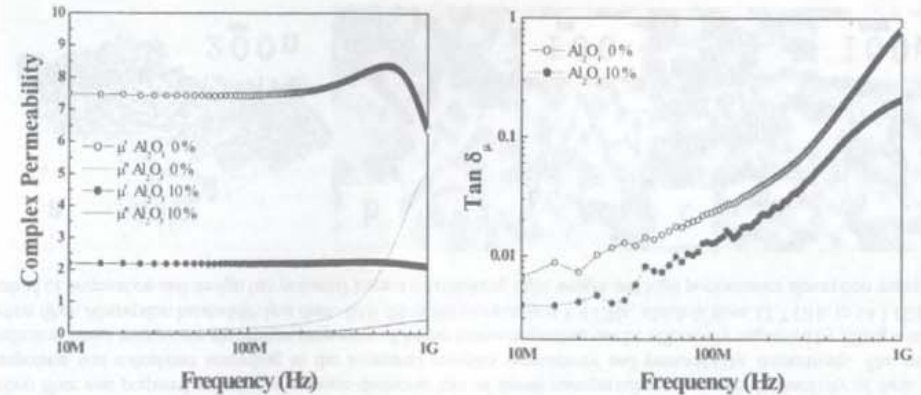


Fig. 1. Frequency dependence of Complex permeability and $\tan \delta_{\mu}$ for samples ratio at Al₂O₃.

This work was supported by the IT R&D program of MKE/ITA (2006-S018-03, Design of a compact and multiband antenna for mobile broadcasting service).

REFERENCES

- [1] Kevin Buell, and Hossein Mosallaei *et al.*, IEEE Tras. Microw. Theory Tech., 52, 135 (2006).
- [2] Hsing-I. Hsiag, and Ren-Qian Yao., Journal of Alloys and Compounds., 543, 366 (2008).